

# PANCHMURA MAHAVIDYALAYA

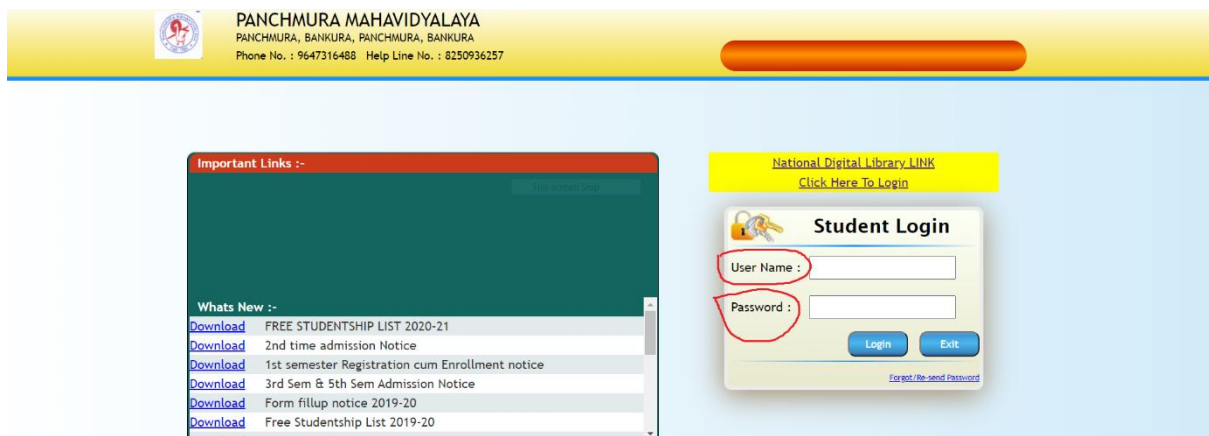
## PANCHMURA, BANKURA

Date:25/06/2022

### Notice for Regular Students

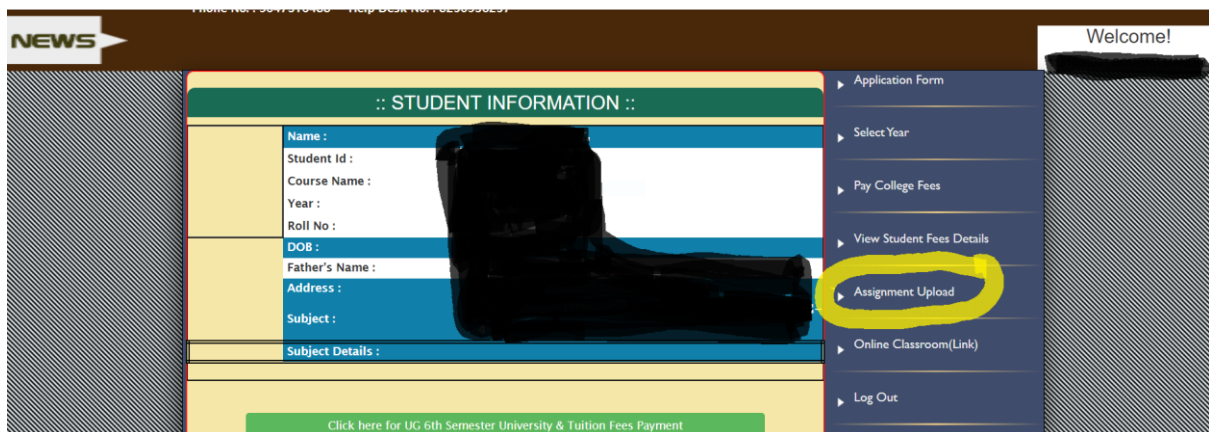
All students of UG (Honours & Programme) Semester-II, IV & VI (Regular) are hereby informed that theory Examination 2021-22 will be commenced from 27/06/2022 through online mode. The students are advised to submit the electronic copy of answer script by logging in to college portal ( [https://onlinepm.in/student\\_login.aspx](https://onlinepm.in/student_login.aspx) ) within one hour after the end of the examination on that day of the examination. In the time of uploading your electronic copy of answer script, follow the instructions:

1. Logging in to your college portal account ( [https://onlinepm.in/student\\_login.aspx](https://onlinepm.in/student_login.aspx) ) using college id and password.

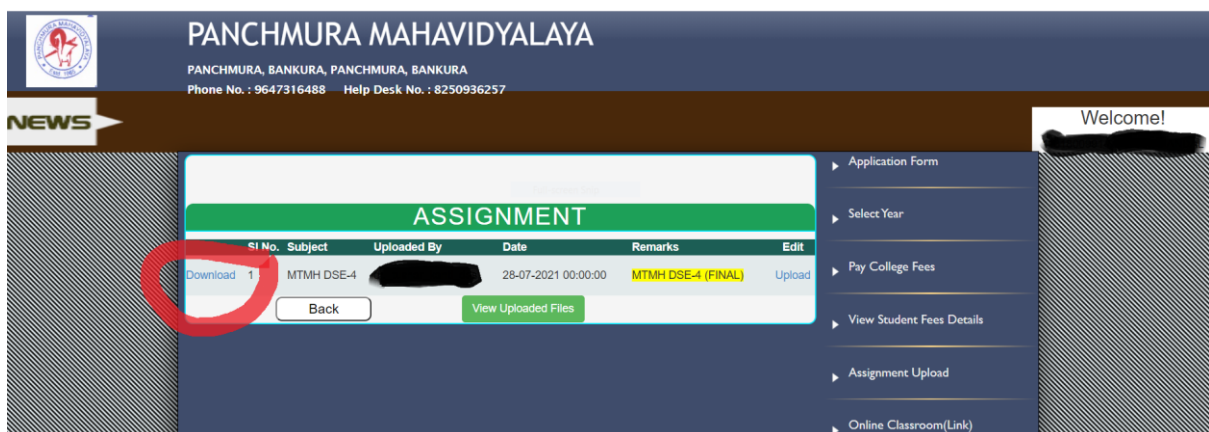


The screenshot displays the website header for Panchmura Mahavidyalaya, Bankura. The header includes the college name, address, and contact information. Below the header, there is a navigation bar with a yellow background. The main content area features a sidebar with 'Important Links' and 'Whats New' sections. The 'Whats New' section lists various notices and documents available for download. The main content area contains a 'National Digital Library LINK' section with a 'Click Here To Login' button, and a 'Student Login' form with fields for 'User Name' and 'Password', and 'Login' and 'Exit' buttons. The 'User Name' and 'Password' fields are highlighted with red circles.

2. Go to “Assignment Upload” tab



3. Go to “Download” option (left side) to get the question paper. You can also get the question paper form Bankura University Portal.



4. Prepare your answer script in PDF format only. No other format (like JPG/JPEG or any link) will be accepted.

5. Go to “Upload” option (right side) to upload your answer script.

The screenshot displays the Panchmura Mahavidyalaya website. At the top, the college name and contact information are visible. A 'NEWS' banner is on the left, and a 'Welcome!' message is on the right. The main content area features an 'ASSIGNMENT' table with columns for 'Sl No.', 'Subject', 'Uploaded By', 'Date', and 'Remarks'. A red circle highlights the 'Upload' button in the 'Remarks' column of the first row. Below the table are 'Back' and 'View Uploaded Files' buttons. A right-hand sidebar contains a list of navigation options: Application Form, Select Year, Pay College Fees, View Student Fees Details, Assignment Upload, and Online Classroom(Link).

Sl No.	Subject	Uploaded By	Date	Remarks
1	MTMH DSE-4	[Redacted]	28-07-2021 00:00:00	MTMH DSE-4 (FINAL)

**6. You can not upload your answer script (PDF file) more than one time.**

**7. You can not delete your uploaded file. So, be careful while uploading your answer script.**

Principal

Panchmura Mahavidyalaya

Panchmura, Bankura